



FT12-100A(12V100Ah)

Specification

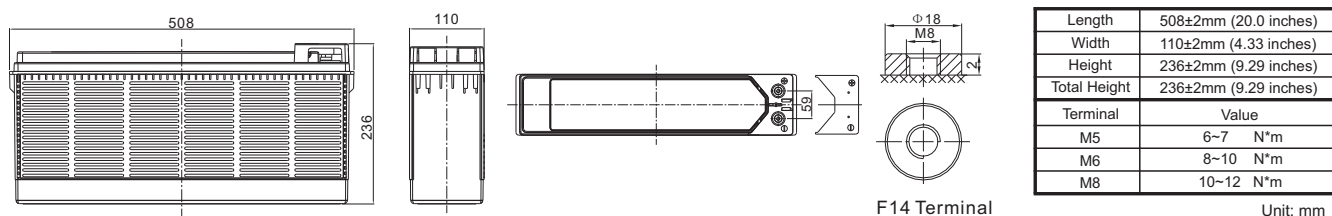
Cells Per Unit	6
Voltage Per Unit	12
Nominal Capacity	100Ah@10hr-rate to 1.80V per cell @25°C
Weight	Approx. 29.0 Kg (Tolerance ±2%)
Internal Resistance	Approx. 5.5 mΩ
Terminal	F14(M8)
Max. Discharge Current	1000A (5 sec)
Design Life	12 years (Float charging)
Recommended Maximum Charging Current	30 A
Reference Capacity	C3 74.4AH C5 86.0AH C10 100.0AH C20 105.8AH
Standby Use Voltage	13.6 V~13.8 V @ 25°C Temperature Compensation: -3mV/°C/Cell
Cycle Use Voltage	14.6 V~14.8 V @ 25°C Temperature Compensation: -4mV/°C/Cell
Operating Temperature Range	Discharge: -20°C~60°C Charge: 0°C~50°C Storage: -20°C~60°C
Normal Operating Temperature Range	25°C ±5°C
Self Discharge	RITAR Valve Regulated Lead Acid (VRLA) batteries can be stored for up to 6 months at 25°C and then recharging is recommended. Monthly Self-discharge ratio is less than 3% at 25°C. Please charge batteries before using.
Container Material	A.B.S. UL94-HB, UL94-V0 Optional.



FT (Front Terminal) Series is specially designed for telecom use with 12 years design life in float service. By adopting a new AGM separator and centralized venting system, the battery can be installed in any position while maintaining high reliability. The dimensions of the FT series are designed for 19" and 23" cabinet installation. It is suitable for telecom EPS/UPS applications.



Dimensions



Constant Current Discharge Characteristics : A (25°C)

F.V/Time	15MIN	30MIN	1HR	2HR	3HR	4HR	5HR	8HR	10HR	20HR
1.60V	175.9	102.8	61.0	36.5	26.3	21.3	18.0	12.3	10.6	5.47
1.65V	171.3	100.6	59.8	36.0	25.9	21.1	17.8	12.2	10.5	5.42
1.70V	165.2	97.6	58.3	35.3	25.5	20.7	17.5	12.0	10.4	5.36
1.75V	157.3	93.7	56.4	34.3	24.8	20.3	17.2	11.8	10.2	5.29
1.80V	147.2	88.6	53.8	33.1	24.0	19.6	16.7	11.5	10.0	5.18
1.85V	134.4	82.1	50.5	31.5	23.0	18.8	16.0	11.1	9.68	5.05

Constant Power Discharge Characteristics : WPC (25°C)

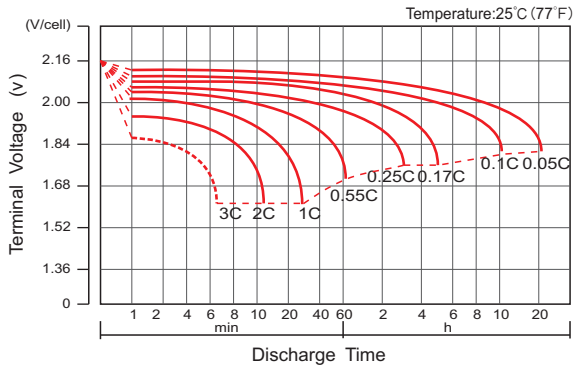
F.V/Time	15MIN	30MIN	1HR	2HR	3HR	4HR	5HR	8HR	10HR	20HR
1.60V	312	190	116	70.2	50.9	41.6	35.2	24.3	21.2	10.9
1.65V	310	188	115	69.7	50.6	41.3	35.0	24.2	21.1	10.9
1.70V	302	184	112	68.6	49.8	40.7	34.5	23.9	20.8	10.8
1.75V	292	178	109	67.0	48.8	39.9	33.9	23.5	20.5	10.6
1.80V	277	170	105	65.0	47.4	38.8	33.1	23.0	20.0	10.4
1.85V	256	159	98.8	62.1	45.5	37.4	31.9	22.2	19.4	10.2

(Note) The above characteristics data are average values obtained within three charge/discharge cycle not the minimum values.

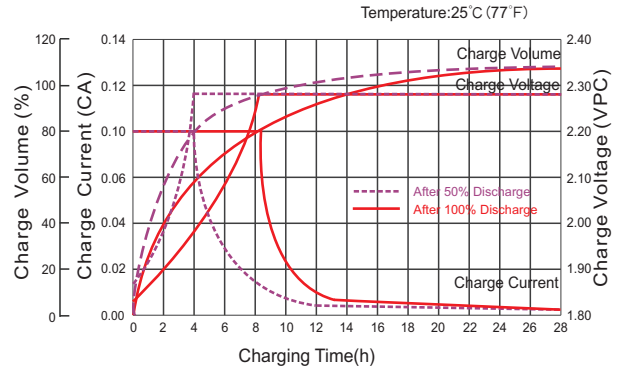
FT12-100A(12V100Ah)



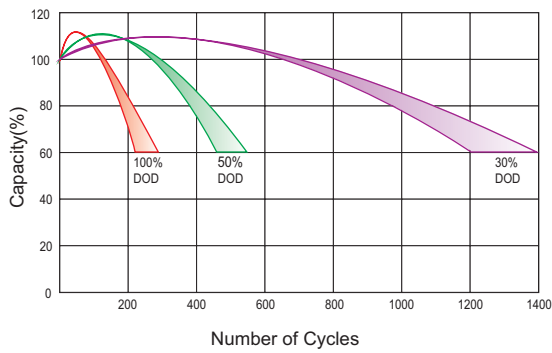
Discharge Characteristics Curve



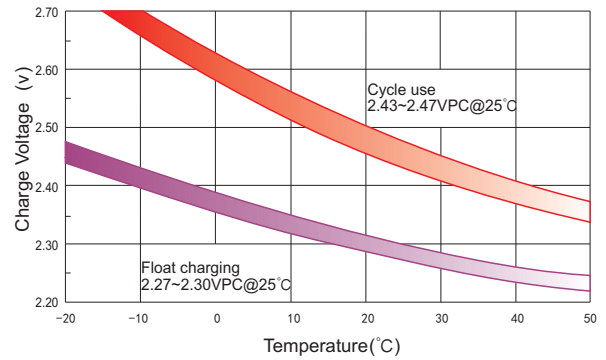
Charge Characteristic Curve For Standby Use



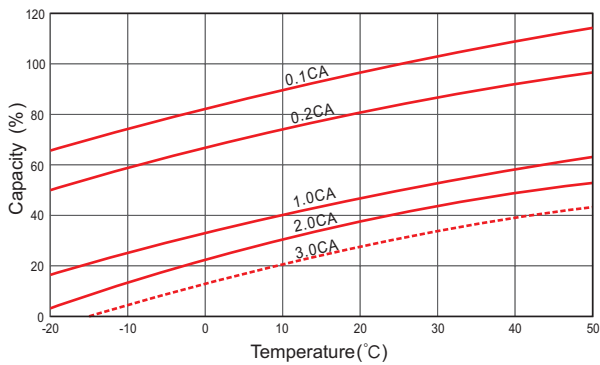
Cycle Life In Relation To Depth Of Discharge



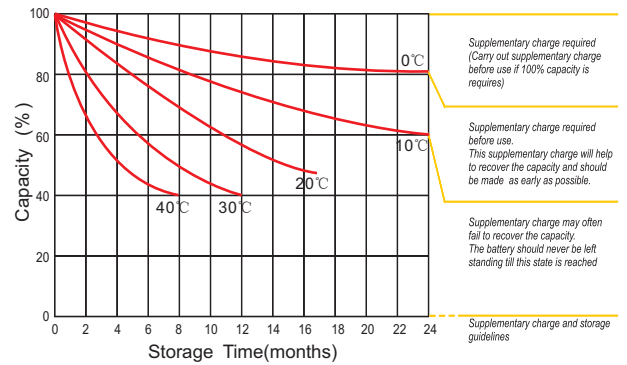
Relationship Between Charging Voltage And Temperature



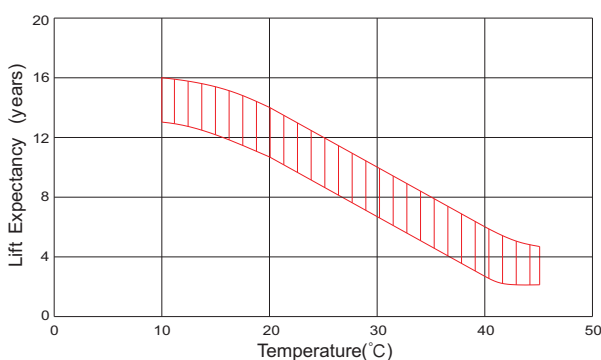
Temperature Effects On Capacity



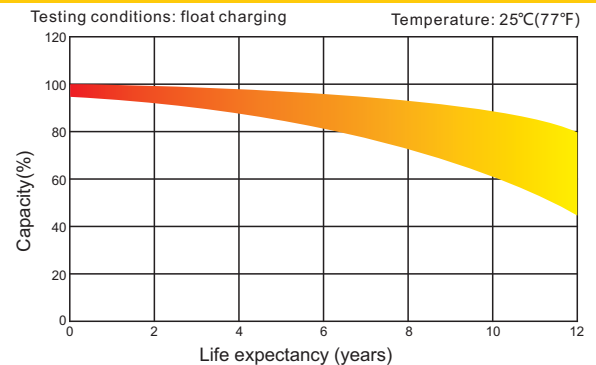
Storage Characteristics



Effect Of Temperature On Long Term Life



Life Characteristics Of Standby Use



(Note) All above information shall be changed without prior notice, Ritar reserves the right to explain and update the latest information.