



HT12-100(12V100Ah)

Specification

Cells Per Unit	6
Voltage Per Unit	12
Nominal Capacity	100Ah@10hour-rate to 1.80V per cell @25°C
Weight	Approx. 34.0 Kg (Tolerance ±2.0%)
Internal Resistance	Approx. 5 mΩ
Terminal	F5(M8)/F12(M8)
Max. Discharge Current	1000A (5 sec)
Design Life	15 years (Float charging)
Recommended Maximum Charging Current	30 A
Reference Capacity	C3 75.3AH C5 86.5AH C10 100.0AH C20 105.8AH
Standby Use Voltage	13.6 V~13.8 V @ 25°C Temperature Compensation: -3mV/°C/Cell
Cycle Use Voltage	14.6 V~14.8 V @ 25°C Temperature Compensation: -4mV/°C/Cell
Operating Temperature Range	Discharge: -20°C~60°C Charge: -10°C~60°C Storage: -20°C~60°C
Normal Operating Temperature Range	35°C ±5°C
Self Discharge	RITAR Valve Regulated Lead Acid (VRLA) batteries can be stored for up to 6 months at 25°C and then recharging is recommended. Monthly Self-discharge ratio is less than 3% at 25°C. Please charge batteries before using.
Container Material	A.B.S. UL94-HB, UL94-V0 Optional.



HT series is High-temperature series battery with 15 years design life in float service. It meets with IEC, JIS, BS and YDT standards. With advanced AGM valve regulated technology and high purity raw material, the HT series battery maintains high consistency for better performance and reliable standby service life. It is designed for using under high temperature conditions.



Dimensions

Length	328±2mm (12.9 inches)
Width	172±2mm (6.77 inches)
Height	215±2mm (8.46 inches)
Total Height	220±2mm (8.66 inches)
Terminal	Value
M5	6~7 N*m
M6	8~10 N*m
M8	10~12 N*m

Unit: mm

Constant Current Discharge Characteristics : A (25°C)

F.V/Time	10MIN	15MIN	30MIN	1HR	2HR	3HR	4HR	5HR	8HR	10HR	20HR
1.60V	233.4	179.5	104.9	61.6	36.9	26.5	21.6	18.2	12.3	10.6	5.47
1.65V	226.4	174.8	102.6	60.4	36.3	26.2	21.3	18.0	12.2	10.5	5.42
1.70V	217.3	168.6	99.6	58.9	35.6	25.7	20.9	17.7	12.0	10.4	5.36
1.75V	205.5	160.5	95.6	56.9	34.7	25.1	20.5	17.3	11.8	10.2	5.29
1.80V	190.4	150.2	90.4	54.3	33.4	24.3	19.8	16.8	11.5	10.0	5.18
1.85V	171.5	137.1	83.8	51.0	31.8	23.2	19.0	16.2	11.1	9.68	5.05

Constant Power Discharge Characteristics : WPC (25°C)

F.V/Time	10MIN	15MIN	30MIN	1HR	2HR	3HR	4HR	5HR	8HR	10HR	20HR
1.60V	403	318	193	117	71.0	51.4	42.0	35.6	24.3	21.2	10.9
1.65V	401	317	192	116	70.4	51.1	41.7	35.4	24.2	21.1	10.9
1.70V	389	308	187	113	69.3	50.3	41.1	34.9	23.9	20.8	10.8
1.75V	375	298	182	110	67.7	49.3	40.3	34.3	23.5	20.5	10.6
1.80V	353	282	174	106	65.6	47.8	39.2	33.4	23.0	20.0	10.4
1.85V	324	261	163	100	62.8	45.9	37.8	32.2	22.2	19.4	10.2

(Note) The above characteristics data are average values obtained within three charge/discharge cycle not the minimum values.

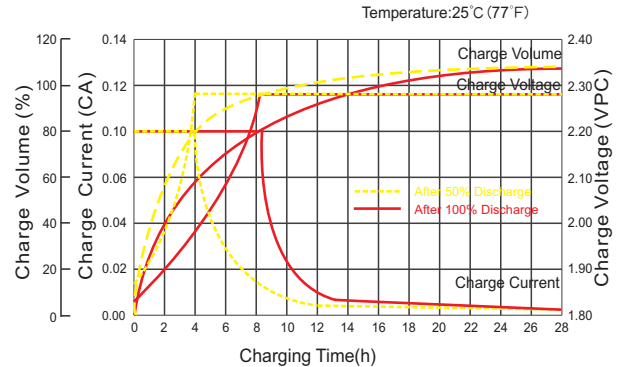
HT12-100(12V100Ah)



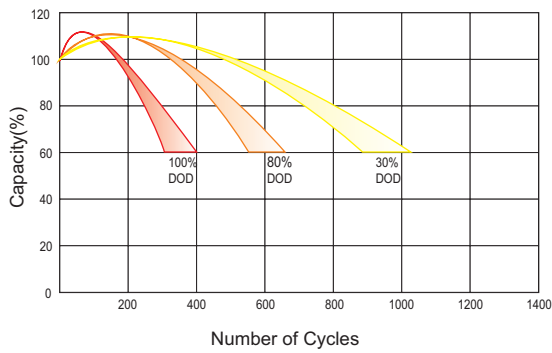
Discharge Characteristics Curve



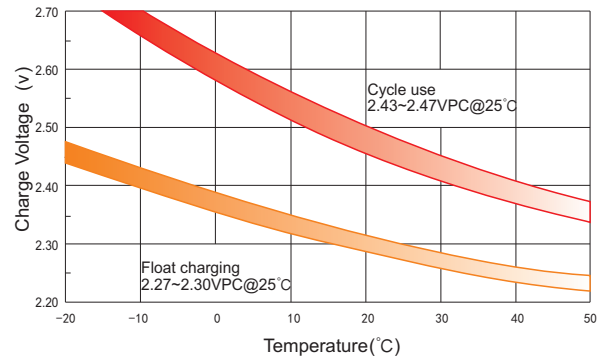
Charge Characteristic Curve For Standby Use



Cycle Life In Relation To Depth Of Discharge



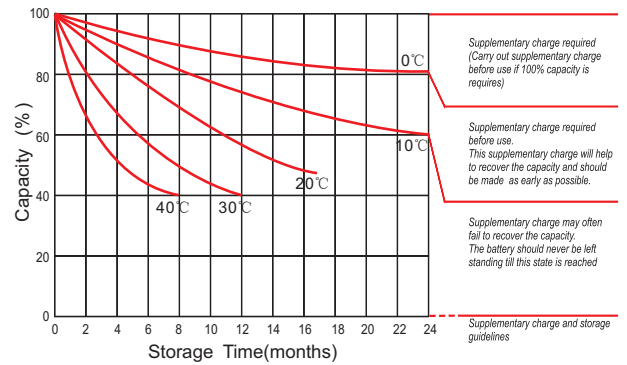
Relationship Between Charging Voltage And Temperature



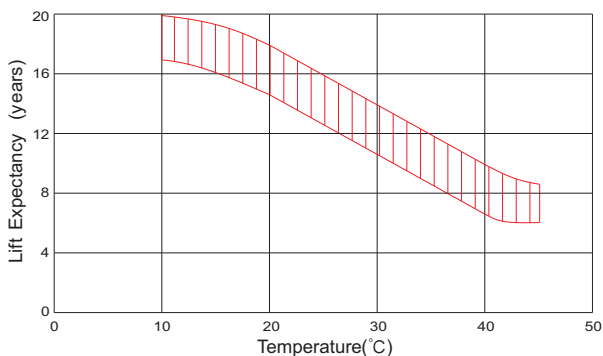
Temperature Effects On Capacity



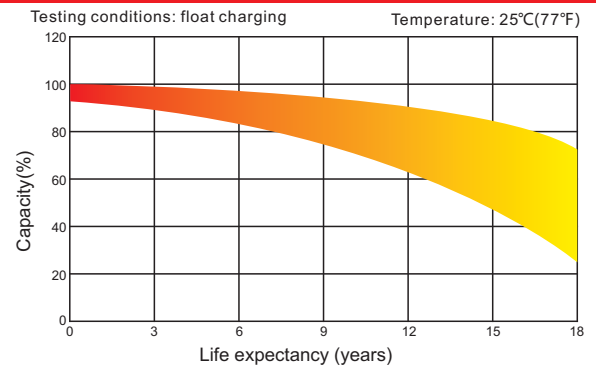
Storage Characteristics



Effect Of Temperature On Long Term Life



Life Characteristics Of Standby Use



(Note) All above information shall be changed without prior notice, Ritar reserves the right to explain and update the latest information.