



HT12-80(12V80Ah)

Specification

Cells Per Unit	6
Voltage Per Unit	12
Nominal Capacity	80Ah@10hour-rate to 1.80V per cell @25°C
Weight	Approx. 30.5 Kg (Tolerance ±2.0%)
Internal Resistance	Approx. 5.2 mΩ
Terminal	F15(M6)/F12(M8)
Max. Discharge Current	800A (5 sec)
Design Life	15 years (Float charging)
Recommended Maximum Charging Current	24 A
Reference Capacity	C3 60.2AH C5 69.4AH C10 80.0AH C20 84.6AH
Standby Use Voltage	13.6 V~13.8 V @ 25°C Temperature Compensation: -3mV/°C/Cell
Cycle Use Voltage	14.6 V~14.8 V @ 25°C Temperature Compensation: -4mV/°C/Cell
Operating Temperature Range	Discharge: -20°C~60°C Charge: -10°C~60°C Storage: -20°C~60°C
Normal Operating Temperature Range	35°C ±5°C
Self Discharge	RITAR Valve Regulated Lead Acid (VRLA) batteries can be stored for up to 6 months at 25°C and then recharging is recommended. Monthly Self-discharge ratio is less than 3% at 25°C. Please charge batteries before using.
Container Material	A.B.S. UL94-HB, UL94-V0 Optional.



HT series is High-temperature series battery with 15 years design life in float service. It meets with IEC, JIS, BS and YDT standards. With advanced AGM valve regulated technology and high purity raw material, the HT series battery maintains high consistency for better performance and reliable standby service life. It is designed for using under high temperature conditions.



Dimensions

Length	306.5±2mm (12.1 inches)
Width	168.5±2mm (6.63 inches)
Height	210±2mm (8.27 inches)
Total Height	215±2mm (8.46 inches)
Terminal	Value
M5	6~7 N*m
M6	8~10 N*m
M8	10~12 N*m

Unit: mm

Constant Current Discharge Characteristics : A (25°C)

F.V/Time	10MIN	15MIN	30MIN	1HR	2HR	3HR	4HR	5HR	8HR	10HR	20HR
1.60V	186.7	143.6	83.94	49.26	29.51	21.23	17.24	14.56	9.83	8.52	4.37
1.65V	181.1	139.8	82.09	48.34	29.08	20.95	17.03	14.39	9.73	8.44	4.34
1.70V	173.8	134.9	79.66	47.14	28.50	20.57	16.74	14.16	9.60	8.33	4.29
1.75V	164.4	128.4	76.47	45.55	27.74	20.07	16.37	13.87	9.42	8.19	4.23
1.80V	152.3	120.1	72.33	43.47	26.74	19.42	15.87	13.47	9.19	8.00	4.15
1.85V	137.2	109.7	67.05	40.80	25.44	18.56	15.21	12.96	8.88	7.75	4.04

Constant Power Discharge Characteristics : WPC (25°C)

F.V/Time	10MIN	15MIN	30MIN	1HR	2HR	3HR	4HR	5HR	8HR	10HR	20HR
1.60V	322.1	254.8	154.7	93.48	56.77	41.16	33.60	28.48	19.48	17.00	8.74
1.65V	320.8	253.3	153.6	92.72	56.34	40.86	33.36	28.30	19.34	16.87	8.69
1.70V	311.3	246.5	149.9	90.71	55.40	40.23	32.87	27.91	19.11	16.67	8.60
1.75V	299.7	238.1	145.4	88.10	54.17	39.42	32.25	27.42	18.79	16.40	8.49
1.80V	282.5	225.9	138.9	84.49	52.49	38.28	31.38	26.74	18.37	16.04	8.33
1.85V	259.1	209.2	130.0	79.86	50.21	36.75	30.20	25.80	17.79	15.56	8.12

(Note) The above characteristics data are average values obtained within three charge/discharge cycle not the minimum values.

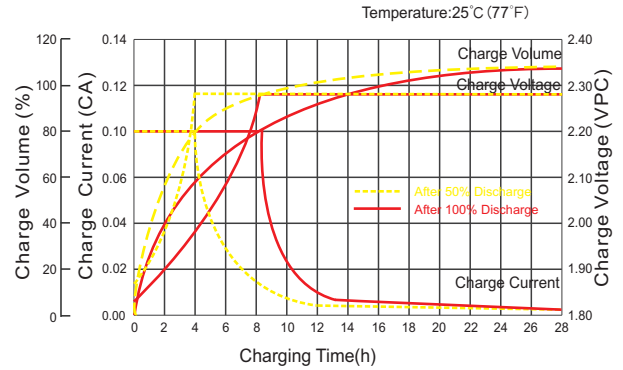
HT12-80(12V80Ah)



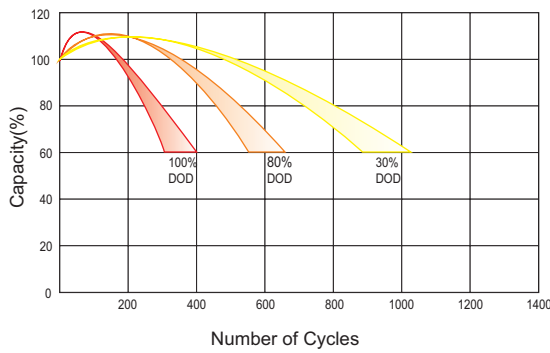
Discharge Characteristics Curve



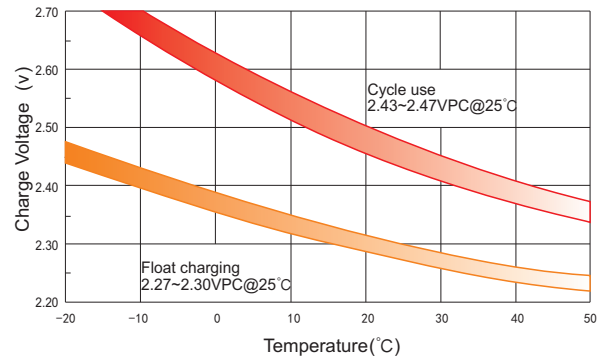
Charge Characteristic Curve For Standby Use



Cycle Life In Relation To Depth Of Discharge



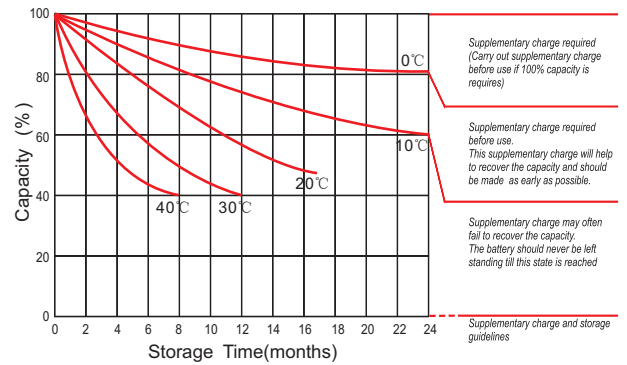
Relationship Between Charging Voltage And Temperature



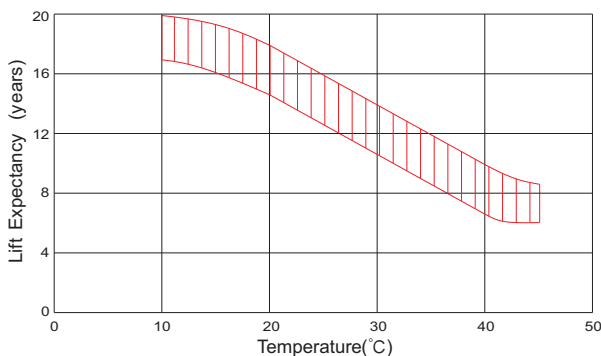
Temperature Effects On Capacity



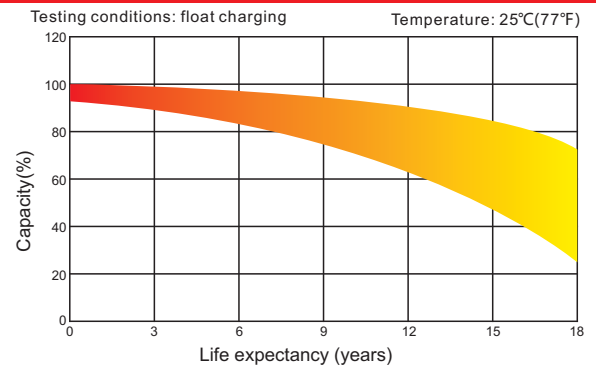
Storage Characteristics



Effect Of Temperature On Long Term Life



Life Characteristics Of Standby Use



(Note) All above information shall be changed without prior notice, Ritar reserves the right to explain and update the latest information.