

DC6-225(6V225Ah)



Specification

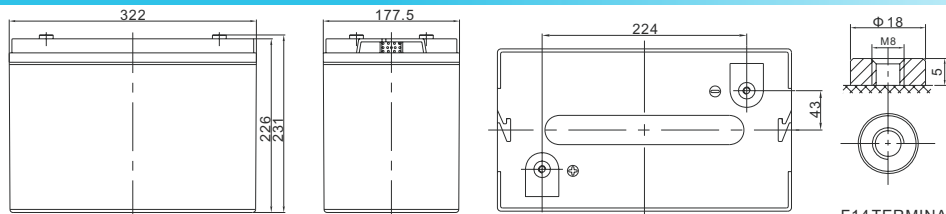


DC (Deep Cycle) series batteries provide superior high integrity and reliability. It is specially designed for frequent cyclic charge and discharge. By using strong grids, thick plate and specially active material are designed for repeated deep-discharge applications. The DC series batteries offers 30% more cyclic life than the standby series. It is suitable for solar and wind renewable energy storage, mobility and medical equipment, RV, telecom, broadband and cable TV, UPS systems etc.



Cells Per Unit	3
Voltage Per Unit	6
Capacity	225Ah@20hr-rate to 1.75V per cell @25°C
Weight	Approx. 31.0 Kg (Tolerance ±2%)
Internal Resistance	Approx. 1.5 mΩ
Terminal	F14(M8)/F16(M8)
Max. Discharge Current	2250A (5 sec)
Design Life	12 years (floating charge)
Maximum Charging Current	67.5 A
Reference Capacity	C3 165.6Ah C5 188.0Ah C10 220.0Ah C20 225.0Ah
Float Charging Voltage	6.80 V~6.90 V @ 25°C Temperature Compensation: -3mV/°C/Cell
Cycle Use Voltage	7.30 V~7.40 V @ 25°C Temperature Compensation: -4mV/°C/Cell
Operating Temperature Range	Discharge: -20°C~60°C Charge: 0°C~50°C Storage: -20°C~60°C
Normal Operating Temperature Range	25°C ±5°C
Self Discharge	RITAR Valve Regulated Lead Acid (VRLA) batteries can be stored for up to 6 months at 25°C and then recharging is recommended. Monthly Self-discharge ratio is less than 3% at 25°C. Please charged batteries before using.
Container Material	A.B.S. UL94-HB, UL94-V0 Optional.

Dimensions



Length	322±2mm (12.7 inches)
Width	177.5±2mm (6.99 inches)
Height	226±2mm (8.90 inches)
Total Height	231±2mm (9.09 inches)
Terminal	Value
M5	6~7 N*m
M6	8~10 N*m
M8	10~12 N*m

F14 TERMINAL

Unit: mm

Constant Current Discharge Characteristics : A(25°C)

F.V/Time	10MIN	15MIN	30MIN	1HR	2HR	3HR	4HR	5HR	8HR	10HR	20HR
1.60V	456.4	363.5	210.7	130.7	79.1	58.9	47.1	39.7	27.1	22.9	11.7
1.65V	441.2	352.6	206.3	128.2	77.7	58.0	46.4	39.2	26.8	22.7	11.6
1.70V	421.4	338.3	200.4	125.0	75.9	56.8	45.6	38.5	26.4	22.4	11.4
1.75V	394.8	319.1	192.5	120.5	73.5	55.2	44.4	37.6	25.8	22.0	11.2
1.80V	359.3	293.3	181.6	114.4	70.1	52.9	42.7	36.4	25.0	21.4	11.0
1.85V	310.8	257.6	166.1	105.6	65.3	49.6	40.3	34.5	23.9	20.5	10.6

Constant Power Discharge Characteristics : WPC(25°C)

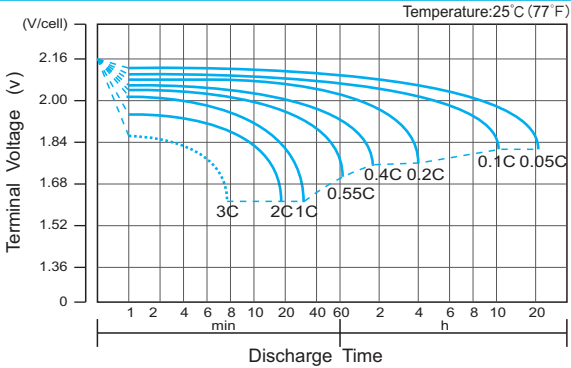
F.V/Time	10MIN	15MIN	30MIN	1HR	2HR	3HR	4HR	5HR	8HR	10HR	20HR
1.60V	817	669	403	257	158	118	95.1	80.5	55.7	47.5	24.2
1.65V	810	662	400	255	156	117	94.3	79.9	55.2	47.1	24.1
1.70V	783	641	391	249	153	115	92.8	78.7	54.5	46.5	23.8
1.75V	746	614	379	242	149	112	90.7	77.2	53.4	45.7	23.4
1.80V	691	572	362	230	143	108	87.6	74.8	51.9	44.5	22.9
1.85V	608	510	334	214	134	102	83.1	71.3	49.7	42.7	22.1

(Note) The above characteristics data are average values obtained within three charge/discharge cycle not the minimum values.

DC6-225(6V225Ah)



Discharge Characteristics Curve



Charge Characteristic Curve for Cycle Use(IU)



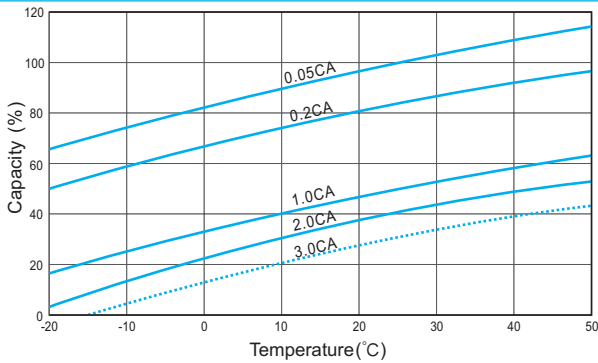
Cycle Life in Relation to Depth of Discharge



Relationship Between Charging Voltage and Temperature



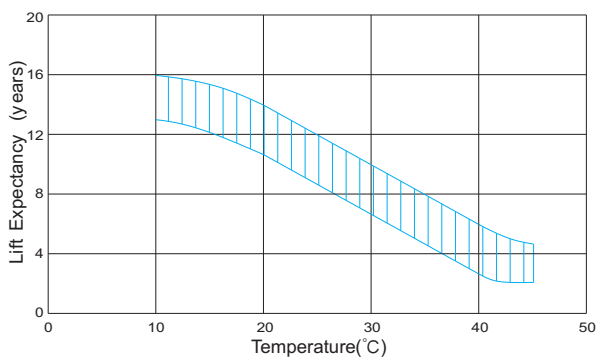
Temperature Effects on Capacity



Storage Characteristics



Effect of Temperature on Long Term Life



Relationship of OCV And State of Charge(20°C)



(Note) All above information shall be changed without prior notice, Ritar reserves the right to explain and update the latest information.