



HR12-22W



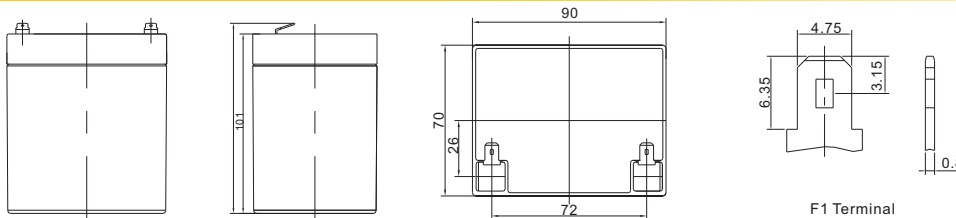
Specification

Cells Per Unit	6
Voltage Per Unit	12
Capacity	22W@15min-rate to 1.67V per cell @25°C
Weight	Approx. 1.65 Kg (Tolerance ±4.0%)
Internal Resistance	Approx. 25 mΩ
Terminal	F1/F2
Max. Discharge Current	55A (5 sec)
Short Circuit Current	280A
Design Life	Could Reach 8 years
Recommended Maximum Charging Current	1.65 A
Reference Capacity	C10 5.1AH C20 5.5AH
Standby Use Voltage	13.7 V~13.9 V @ 25°C
Cycle Use Voltage	14.6 V~14.8 V @ 25°C
Operating Temperature Range	Discharge: -20°C~60°C Charge: 0°C~50°C Storage: -20°C~60°C
Normal Operating Temperature Range	25°C ±5°C
Self Discharge	RITAR Valve Regulated Lead Acid (VRLA) batteries can be stored for up to 6 months at 25°C and then recharging is recommended. Monthly Self-discharge ratio is less than 3% at 25°C. Please charge batteries before using.
Constainer Material	A.B.S. UL94-HB, UL94-V0 Optional.

The HR (High Rate) series Valve Regulated Lead Acid (VRLA) battery is designed for heavy load discharge applications with 8 years design life in float service. By using strong grids and specially designed active material the HR series is with lower I.R, lower self discharge rate, high power, and longer service life performance. Generally the HR series offers 30% more power output than the standard range. Suitable for high power standby and cycling situation, such as UPS, datacenter, electric tools et al.



Dimensions



Length	90±1mm (3.54 inches)
Width	70±1mm (2.76 inches)
Height	101±1mm (3.98 inches)
Total Height	106±1mm (4.17 inches)
Terminal	Value
M5	6~7 N*m
M6	8~10 N*m
M8	10~12 N*m

Unit: mm

Constant Current Discharge Characteristics : A (25°C)

F.V/Time	3MIN	5MIN	8MIN	10MIN	15MIN	20MIN	30MIN	60MIN	90MIN
1.60V	25.28	21.98	18.28	16.12	12.47	10.090	7.387	4.308	3.139
1.67V	23.39	20.34	17.14	15.13	11.82	9.412	7.042	4.105	2.989
1.70V	22.42	19.50	16.54	14.58	11.45	9.053	6.843	3.987	2.899
1.75V	21.18	18.41	15.71	13.69	10.91	8.805	6.650	3.922	2.834
1.80V	19.92	17.32	14.89	12.80	10.37	8.544	6.446	3.844	2.765
1.85V	18.59	16.16	14.00	11.87	9.78	8.246	6.208	3.752	2.683

Constant Power Discharge Characteristics : WPC (25°C)

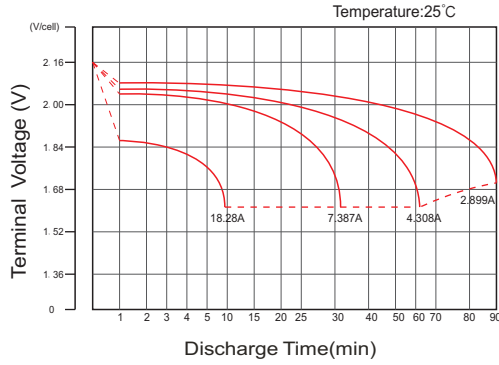
F.V/Time	3MIN	5MIN	8MIN	10MIN	15MIN	20MIN	30MIN	60MIN	90MIN
1.60V	45.8	39.8	33.6	29.8	23.2	18.5	13.6	8.0	5.8
1.67V	42.8	37.2	31.8	28.2	22.2	17.5	13.1	7.7	5.6
1.70V	41.5	36.1	31.1	27.5	21.8	17.0	12.9	7.5	5.5
1.75V	39.7	34.5	29.9	26.2	21.0	16.7	12.7	7.5	5.4
1.80V	37.9	32.9	28.7	24.8	20.2	16.5	12.5	7.5	5.4
1.85V	36.0	31.3	27.6	23.5	19.5	16.2	12.2	7.4	5.3

(Note) The above characteristics data are average values obtained within three charge/discharge cycle not the minimum values.

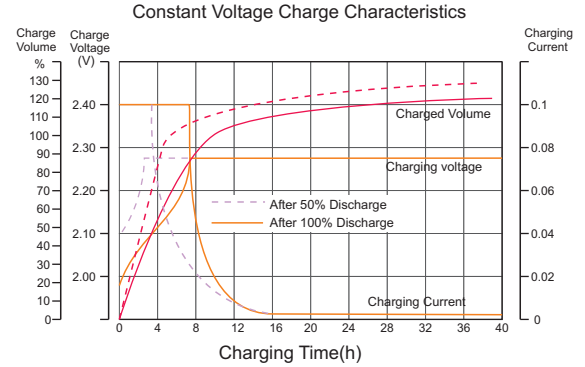
HR12-22W



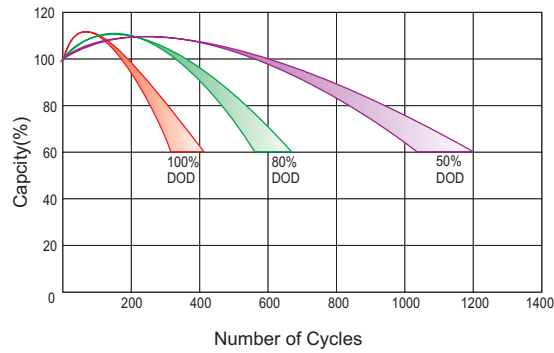
Discharge Characteristics Curve



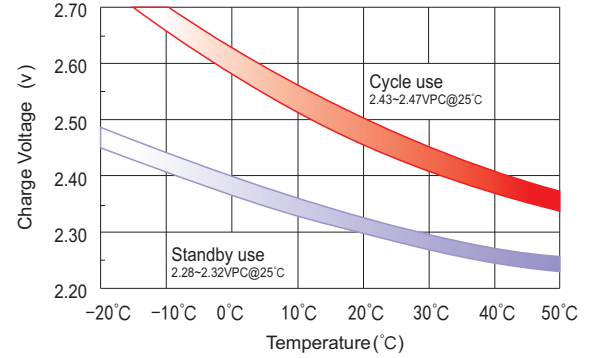
Charge Characteristic Curve For Standby Use



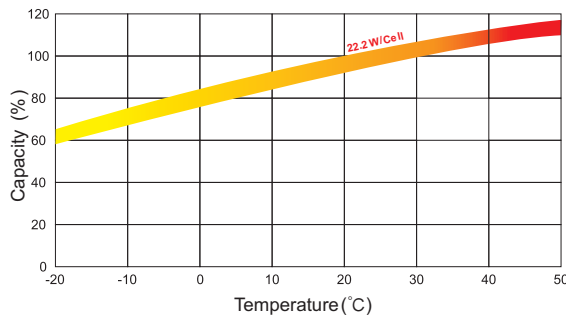
Cycle Life In Relation To Depth Of Discharge



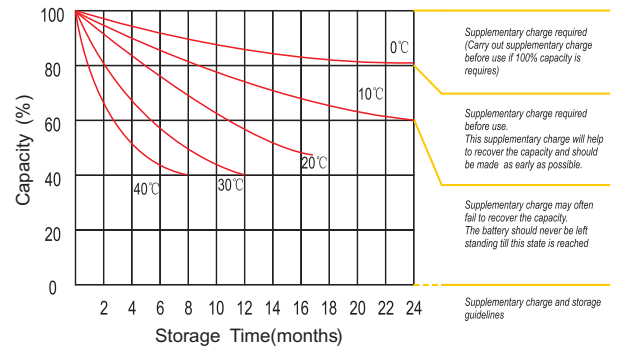
Relationship Between Charging Voltage And Temperature



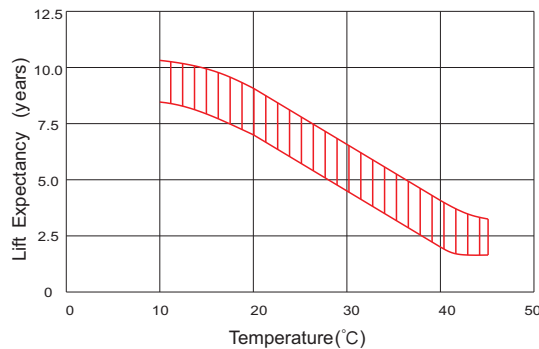
Temperature Effects On Capacity



Storage Characteristics



Effect Of Temperature On Long Term Life



Life Characteristics Of Standby Use

