



RA12-100S(12V100Ah)

Specification

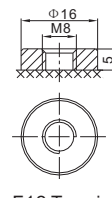
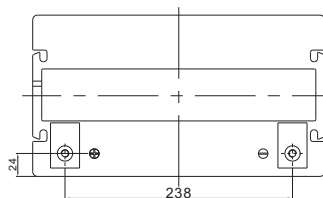
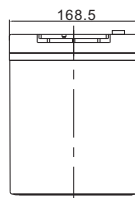
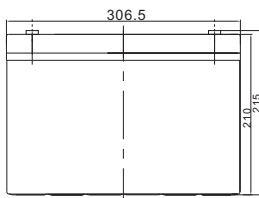
Cells Per Unit	6
Voltage Per Unit	12
Nominal Capacity	100Ah@10hour-rate to 1.80V per cell @25°C
Weight	Approx. 29.0 Kg (Tolerance ±2.0%)
Internal Resistance	Approx. 4.8 mΩ
Terminal	F12(M8)/F12(M6)
Max. Discharge Current	1000A (5 sec)
Short Circuit Current	2200A
Design Life	12 years (Float charging)
Recommended Maximum Charging Current	30 A
Reference Capacity	C3 77.7AH C5 89.5AH C10 100.0AH C20 105.8AH
Standby Use Voltage	13.6 V~13.8 V @ 25°C Temperature Compensation: -3mV/°C/Cell
Cycle Use Voltage	14.6 V~14.8 V @ 25°C Temperature Compensation: -4mV/°C/Cell
Operating Temperature Range	Discharge: -20°C~60°C Charge: 0°C~50°C Storage: -20°C~60°C
Normal Operating Temperature Range	25°C ±5°C
Self Discharge	RITAR Valve Regulated Lead Acid (VRLA) batteries can be stored for up to 6 months at 25°C and then recharging is recommended. Monthly Self-discharge ratio is less than 3% at 25°C. Please charge batteries before using.
Container Material	A.B.S. UL94-HB, UL94-V0 Optional.



RA series is a general purpose battery with 12 years design life in float service. It meets with IEC, JIS, BS and YDT standards. With advanced AGM valve regulated technology and high purity raw material, the RA series battery maintains high consistency for better performance and reliable standby service life. It is suitable for UPS/EPS, Telecom, power grid, medical equipment, emergency light and security system applications.



Dimensions



Length	306.5±2mm (12.1 inches)
Width	168.5±2mm (6.63 inches)
Height	210±2mm (8.27 inches)
Total Height	215±2mm (8.46 inches)
Terminal	Value
M5	6~7 N*m
M6	8~10 N*m
M8	10~12 N*m

F 12 Terminal

Unit: mm

Constant Current Discharge Characteristics : A (25°C)

F.V/Time	10MIN	15MIN	30MIN	1HR	2HR	3HR	4HR	5HR	8HR	10HR	20HR
1.60V	243.2	181.3	104.9	61.6	37.3	27.4	22.2	18.8	12.5	10.7	5.47
1.65V	235.9	176.5	102.6	60.4	36.7	27.0	21.9	18.5	12.4	10.6	5.42
1.70V	226.4	170.3	99.6	58.9	36.0	26.5	21.6	18.3	12.2	10.4	5.36
1.75V	214.1	162.2	95.6	56.9	35.0	25.9	21.1	17.9	12.0	10.2	5.29
1.80V	198.4	151.7	90.4	54.3	33.8	25.0	20.4	17.4	11.7	10.0	5.18
1.85V	178.8	138.5	83.8	51.0	32.1	23.9	19.6	16.7	11.3	9.69	5.05

Constant Power Discharge Characteristics : WPC (25°C)

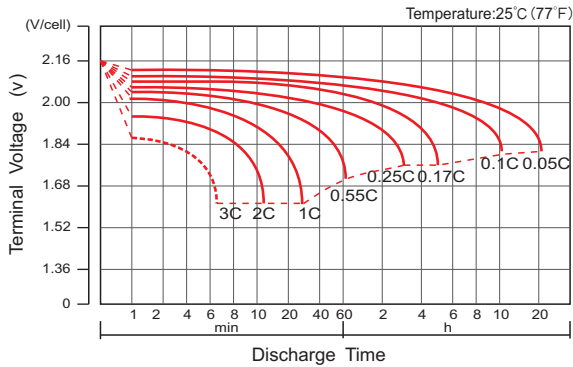
F.V/Time	10MIN	15MIN	30MIN	1HR	2HR	3HR	4HR	5HR	8HR	10HR	20HR
1.60V	419.6	321.7	193.4	116.9	71.7	53.0	43.3	36.7	24.8	21.3	10.9
1.65V	417.9	319.9	192.0	115.9	71.1	52.7	43.0	36.5	24.7	21.1	10.9
1.70V	405.5	311.2	187.3	113.4	70.0	51.8	42.4	36.0	24.4	20.9	10.8
1.75V	390.4	300.7	181.7	110.1	68.4	50.8	41.6	35.3	24.0	20.5	10.6
1.80V	368.0	285.3	173.6	105.6	66.3	49.3	40.4	34.5	23.4	20.1	10.4
1.85V	337.5	264.1	162.5	99.8	63.4	47.4	38.9	33.2	22.7	19.47	10.2

(Note) The above characteristics data are average values obtained within three charge/discharge cycle not the minimum values.

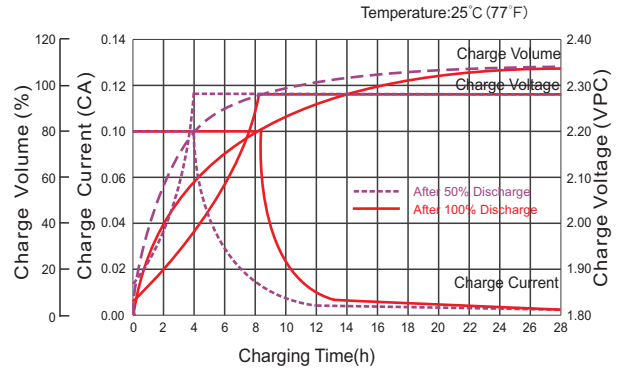
RA12-100S(12V100Ah)



Discharge Characteristics Curve



Charge Characteristic Curve For Standby Use



Cycle Life In Relation To Depth Of Discharge



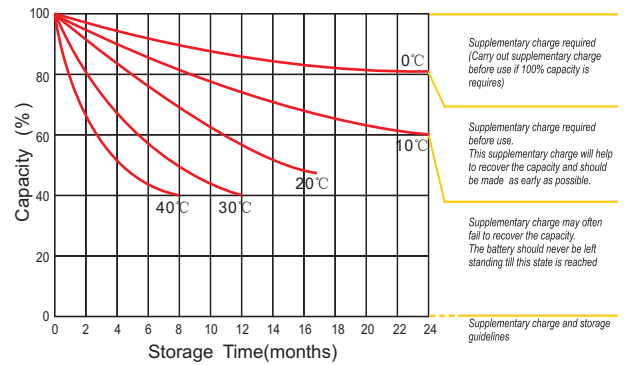
Relationship Between Charging Voltage And Temperature



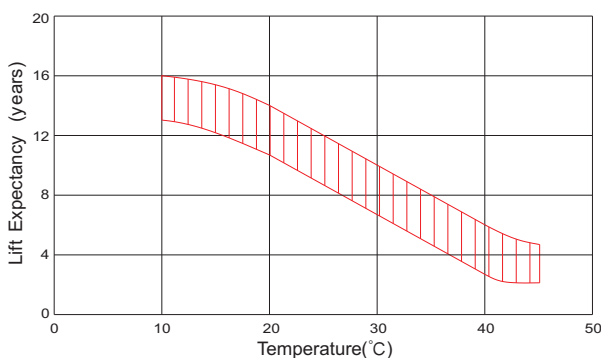
Temperature Effects On Capacity



Storage Characteristics



Effect Of Temperature On Long Term Life



Life Characteristics Of Standby Use



(Note) All above information shall be changed without prior notice, Ritar reserves the right to explain and update the latest information.