



RA12-80(12V80Ah)

Specification

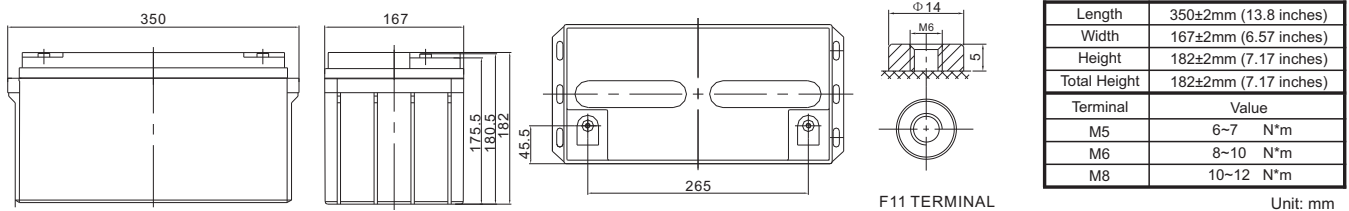
Cells Per Unit	6
Voltage Per Unit	12
Nominal Capacity	80Ah@10hour-rate to 1.80V per cell @25°C
Weight	Approx. 24.0 Kg (Tolerance ±2.0%)
Internal Resistance	Approx. 5.5 mΩ
Terminal	F5(M8)/F11(M6)
Max. Discharge Current	800A (5 sec)
Short Circuit Current	1840A
Design Life	12 years (Float charging)
Recommended Maximum Charging Current	24 A
Reference Capacity	C3 62.1AH C5 71.5AH C10 80.0AH C20 84.6AH
Standby Use Voltage	13.6 V~13.8 V @ 25°C Temperature Compensation: -3mV/°C/Cell
Cycle Use Voltage	14.6 V~14.8 V @ 25°C Temperature Compensation: -4mV/°C/Cell
Operating Temperature Range	Discharge: -20°C~60°C Charge: 0°C~50°C Storage: -20°C~60°C
Normal Operating Temperature Range	25°C ±5°C
Self Discharge	RITAR Valve Regulated Lead Acid (VRLA) batteries can be stored for up to 6 months at 25°C and then recharging is recommended. Monthly Self-discharge ratio is less than 3% at 25°C. Please charge batteries before using.
Container Material	A.B.S. UL94-HB, UL94-V0 Optional.



RA series is a general purpose battery with 12 years design life in float service. It meets with IEC, JIS, BS and YDT standards. With advanced AGM valve regulated technology and high purity raw material, the RA series battery maintains high consistency for better performance and reliable standby service life. It is suitable for UPS/EPS, Telecom, power grid, medical equipment, emergency light and security system applications.



Dimensions



Constant Current Discharge Characteristics : A (25°C)

F.V/Time	10MIN	15MIN	30MIN	1HR	2HR	3HR	4HR	5HR	8HR	10HR	20HR
1.60V	196.5	146.5	84.78	49.75	29.81	21.89	17.78	15.01	10.03	8.53	4.37
1.65V	190.7	142.7	82.92	48.83	29.37	21.60	17.56	14.83	9.93	8.45	4.34
1.70V	183.0	137.6	80.46	47.61	28.79	21.21	17.26	14.60	9.79	8.34	4.29
1.75V	173.0	131.0	77.24	46.01	28.02	20.69	16.87	14.30	9.61	8.20	4.23
1.80V	160.3	122.6	73.06	43.91	27.01	20.02	16.36	13.89	9.37	8.00	4.15
1.85V	144.5	111.9	67.73	41.21	25.70	19.13	15.68	13.36	9.06	7.75	4.04

Constant Power Discharge Characteristics : WPC (25°C)

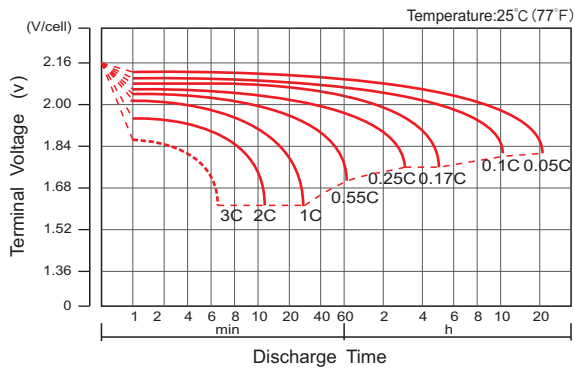
F.V/Time	10MIN	15MIN	30MIN	1HR	2HR	3HR	4HR	5HR	8HR	10HR	20HR
1.60V	339.1	260.0	156.3	94.42	57.34	42.43	34.64	29.36	19.88	17.01	8.74
1.65V	337.7	258.5	155.1	93.65	56.91	42.12	34.39	29.17	19.74	16.89	8.69
1.70V	327.7	251.5	151.4	91.63	55.96	41.47	33.89	28.78	19.50	16.68	8.60
1.75V	315.5	243.0	146.8	88.99	54.72	40.64	33.25	28.27	19.17	16.42	8.49
1.80V	297.4	230.5	140.3	85.34	53.02	39.46	32.35	27.56	18.74	16.05	8.33
1.85V	272.7	213.4	131.3	80.66	50.71	37.89	31.14	26.60	18.16	15.57	8.12

(Note) The above characteristics data are average values obtained within three charge/discharge cycle not the minimum values.

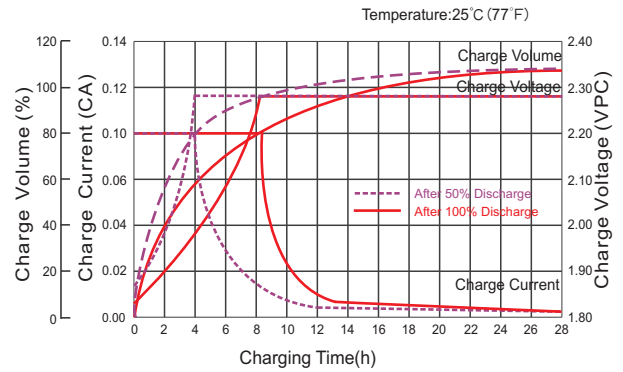
RA12-80(12V80Ah)



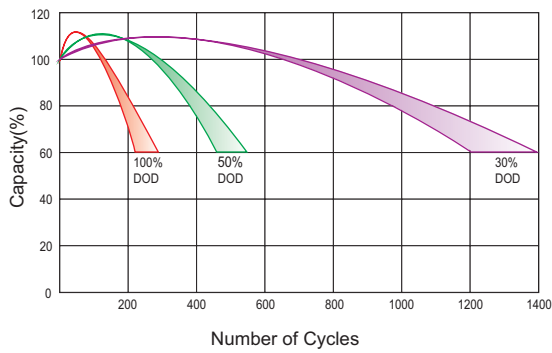
Discharge Characteristics Curve



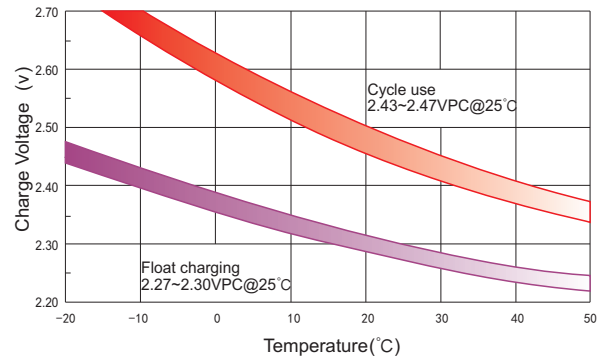
Charge Characteristic Curve For Standby Use



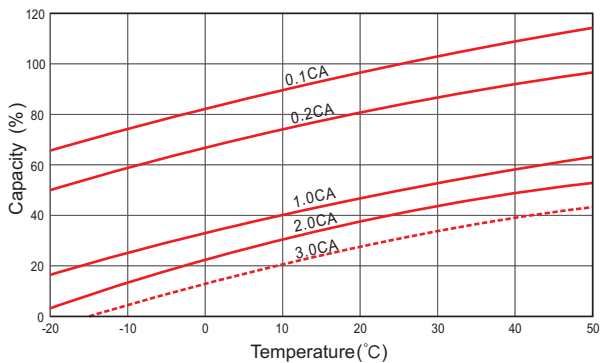
Cycle Life In Relation To Depth Of Discharge



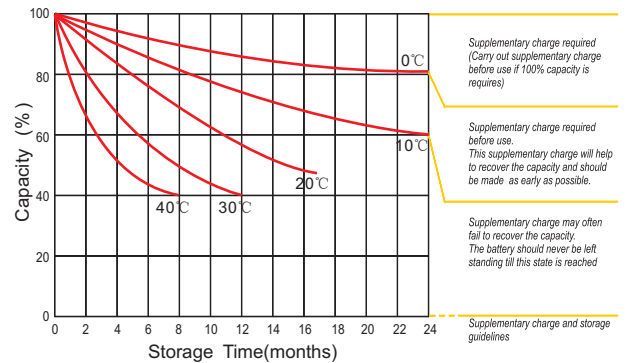
Relationship Between Charging Voltage And Temperature



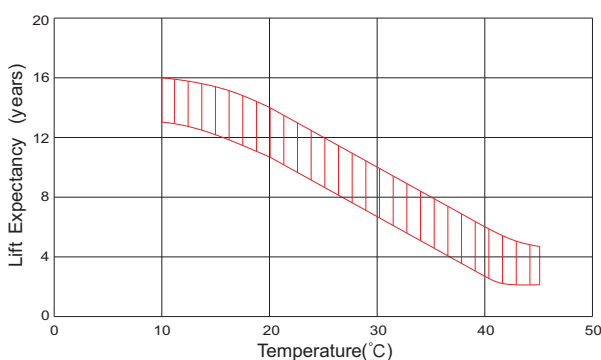
Temperature Effects On Capacity



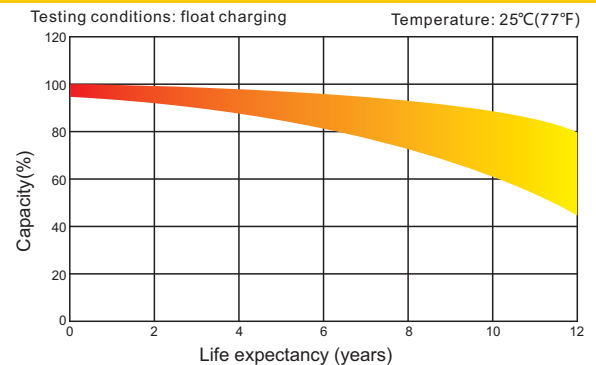
Storage Characteristics



Effect Of Temperature On Long Term Life



Life Characteristics Of Standby Use



(Note) All above information shall be changed without prior notice, Ritar reserves the right to explain and update the latest information.