



RA12-85(12V85Ah)

Specification

Cells Per Unit	6
Voltage Per Unit	12
Nominal Capacity	85Ah@10hour-rate to 1.80V per cell @25°C
Weight	Approx. 26.0 Kg (Tolerance ±2.0%)
Internal Resistance	Approx. 5.2 mΩ
Terminal	F12(M8)/F15(M6)
Max. Discharge Current	850A (5 sec)
Short Circuit Current	1900A
Design Life	12 years (Float charging)
Recommended Maximum Charging Current	25.5 A
Reference Capacity	C3 66.0AH C5 76.0AH C10 85.0AH C20 89.8AH
Standby Use Voltage	13.6 V~13.8 V @ 25°C Temperature Compensation: -3mV/°C/Cell
Cycle Use Voltage	14.6 V~14.8 V @ 25°C Temperature Compensation: -4mV/°C/Cell
Operating Temperature Range	Discharge: -20°C~60°C Charge: 0°C~50°C Storage: -20°C~60°C
Normal Operating Temperature Range	25°C ±5°C
Self Discharge	RITAR Valve Regulated Lead Acid (VRLA) batteries can be stored for up to 6 months at 25°C and then recharging is recommended. Monthly Self-discharge ratio is less than 3% at 25°C. Please charge batteries before using.
Container Material	A.B.S. UL94-HB, UL94-V0 Optional.



RA series is a general purpose battery with 12 years design life in float service. It meets with IEC, JIS, BS and YDT standards. With advanced AGM valve regulated technology and high purity raw material, the RA series battery maintains high consistency for better performance and reliable standby service life. It is suitable for UPS/EPS, Telecom, power grid, medical equipment, emergency light and security system applications.



Dimensions

Length	306.5±2mm (12.1 inches)
Width	168.5±2mm (6.63 inches)
Height	210±2mm (8.27 inches)
Total Height	215±2mm (8.46 inches)
Terminal	Value
M5	6~7 N*m
M6	8~10 N*m
M8	10~12 N*m

Unit: mm

Constant Current Discharge Characteristics : A (25°C)

F.V/Time	10MIN	15MIN	30MIN	1HR	2HR	3HR	4HR	5HR	8HR	10HR	20HR
1.60V	208.8	155.7	90.08	52.86	31.67	23.25	18.89	15.94	10.65	9.06	4.65
1.65V	202.6	151.6	88.10	51.88	31.21	22.95	18.65	15.76	10.55	8.97	4.61
1.70V	194.4	146.2	85.49	50.59	30.59	22.53	18.34	15.52	10.40	8.86	4.56
1.75V	183.8	139.2	82.06	48.88	29.77	21.99	17.93	15.19	10.21	8.71	4.49
1.80V	170.4	130.3	77.63	46.65	28.70	21.27	17.38	14.76	9.96	8.50	4.41
1.85V	153.5	118.9	71.96	43.79	27.31	20.33	16.66	14.19	9.63	8.24	4.29

Constant Power Discharge Characteristics : WPC (25°C)

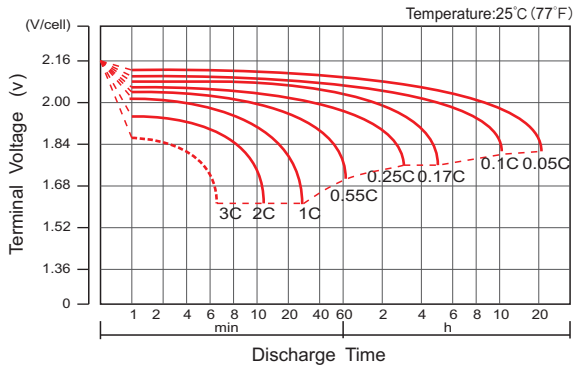
F.V/Time	10MIN	15MIN	30MIN	1HR	2HR	3HR	4HR	5HR	8HR	10HR	20HR
1.60V	360.2	276.2	166.1	100.3	60.92	45.08	36.81	31.20	21.12	18.08	9.29
1.65V	358.8	274.6	164.8	99.51	60.47	44.76	36.54	30.99	20.97	17.94	9.23
1.70V	348.2	267.2	160.9	97.36	59.46	44.06	36.01	30.58	20.71	17.73	9.14
1.75V	335.2	258.2	156.0	94.55	58.14	43.18	35.33	30.04	20.37	17.44	9.02
1.80V	316.0	244.9	149.1	90.67	56.33	41.93	34.37	29.29	19.91	17.06	8.85
1.85V	289.8	226.8	139.6	85.71	53.88	40.26	33.08	28.26	19.29	16.55	8.63

(Note) The above characteristics data are average values obtained within three charge/discharge cycle not the minimum values.

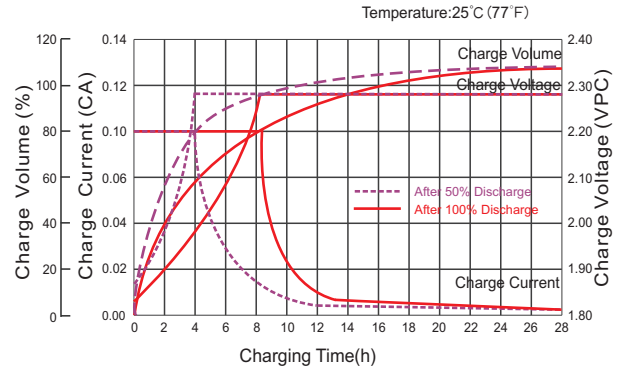
RA12-85(12V85Ah)



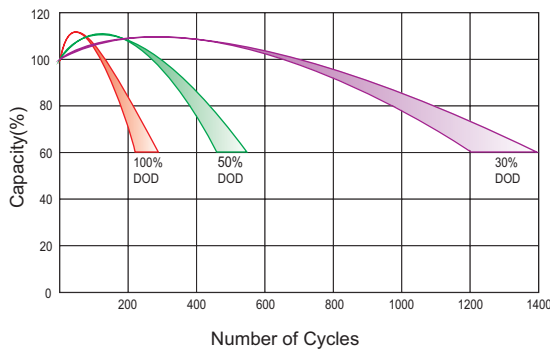
Discharge Characteristics Curve



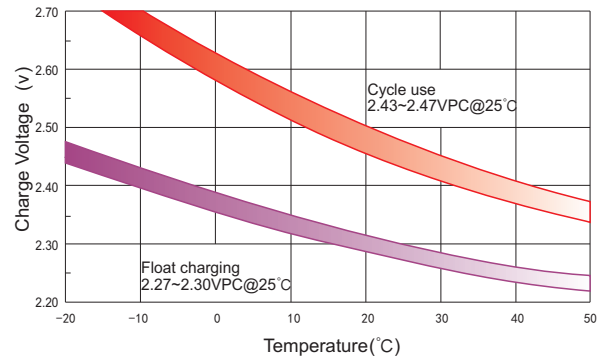
Charge Characteristic Curve For Standby Use



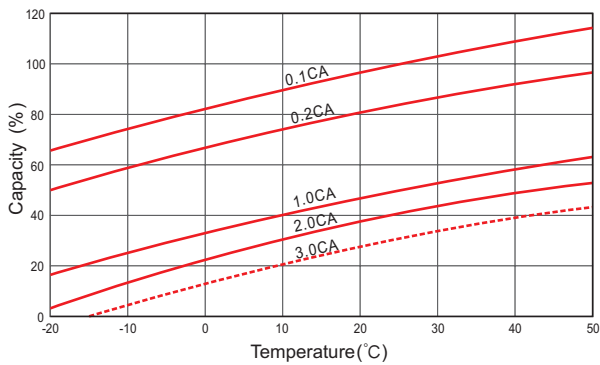
Cycle Life In Relation To Depth Of Discharge



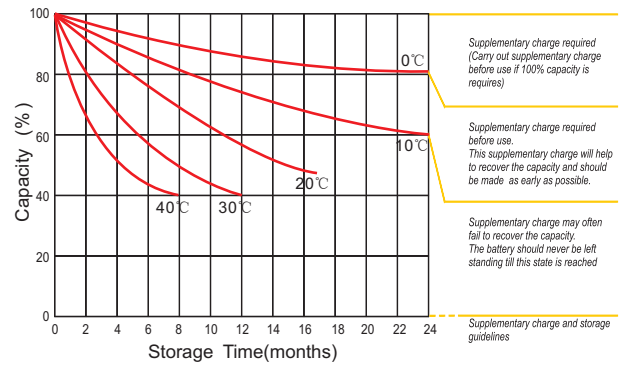
Relationship Between Charging Voltage And Temperature



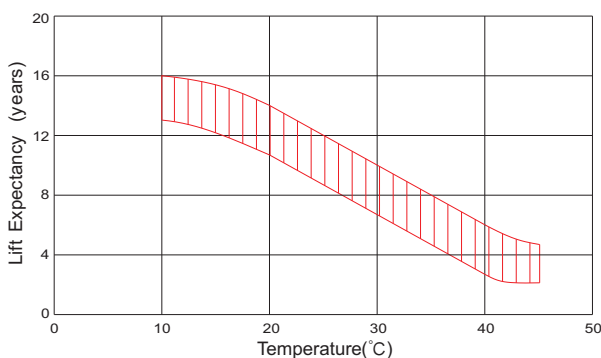
Temperature Effects On Capacity



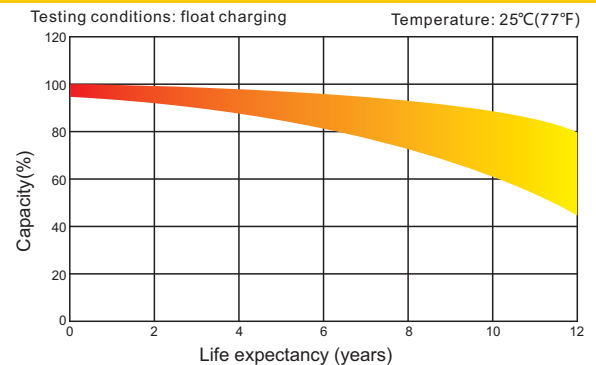
Storage Characteristics



Effect Of Temperature On Long Term Life



Life Characteristics Of Standby Use



(Note) All above information shall be changed without prior notice, Ritar reserves the right to explain and update the latest information.