



RA6-100(6V100Ah)

Specification

Cells Per Unit	3
Voltage Per Unit	6
Nominal Capacity	100Ah@10hour-rate to 1.80V per cell @25°C
Weight	Approx. 16.5 Kg (Tolerance ±3%)
Internal Resistance	Approx. 2.2 mΩ
Terminal	F14(M8)
Max. Discharge Current	1000A (5 sec)
Short Circuit Current	1850A
Design Life	12 years (Float charging)
Recommended Maximum Charging Current	30.0 A
Reference Capacity	C3 76.8AH C5 89.5AH C10 100.0AH C20 105.8AH
Standby Use Voltage	6.80 V~6.90 V @ 25°C Temperature Compensation: -3mV/°C/Cell
Cycle Use Voltage	7.30 V~7.40 V @ 25°C Temperature Compensation: -4mV/°C/Cell
Operating Temperature Range	Discharge: -20°C~60°C Charge: 0°C~50°C Storage: -20°C~60°C
Normal Operating Temperature Range	25°C±5°C
Self Discharge	RITAR Valve Regulated Lead Acid (VRLA) batteries can be stored for up to 6 months at 25°C and then recharging is recommended. Monthly Self-discharge ratio is less than 3% at 25°C. Please charge batteries before using.
Container Material	A.B.S. UL94-HB, UL94-V0 Optional.



RA series is a general purpose battery with 12 years design life in float service. It meets with IEC, JIS, BS and YDT standards. With advanced AGM valve regulated technology and high purity raw material, the RA series battery maintains high consistency for better performance and reliable standby service life. It is suitable for UPS/EPS, Telecom, power grid, medical equipment, emergency light and security system applications.



Dimensions

Length	194±2mm (7.64 inches)
Width	170±2mm (6.69 inches)
Height	205±2mm (8.07 inches)
Total Height	212±2mm (8.35 inches)
Terminal	Value
M5	6~7 N*m
M6	8~10 N*m
M8	10~12 N*m

Unit: mm

Constant Current Discharge Characteristics : A (25°C)

F.V/Time	10MIN	15MIN	30MIN	1HR	2HR	3HR	4HR	5HR	8HR	10HR	20HR
1.60V	245.6	183.1	106.0	62.2	37.3	27.4	22.2	18.8	12.5	10.7	5.47
1.65V	238.3	178.3	103.6	61.0	36.7	27.0	21.9	18.5	12.4	10.6	5.42
1.70V	228.7	172.0	100.6	59.5	36.0	26.5	21.6	18.3	12.2	10.4	5.36
1.75V	216.3	163.8	96.5	57.5	35.0	25.9	21.1	17.9	12.0	10.2	5.29
1.80V	200.4	153.2	91.3	54.9	33.8	25.0	20.4	17.4	11.7	10.0	5.18
1.85V	180.6	139.9	84.7	51.5	32.1	23.9	19.6	16.7	11.3	9.69	5.05

Constant Power Discharge Characteristics : WPC (25°C)

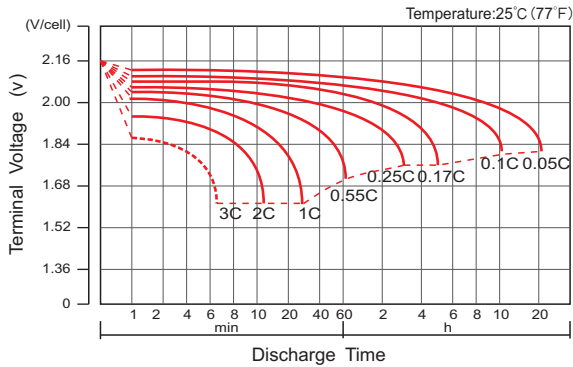
F.V/Time	10MIN	15MIN	30MIN	1HR	2HR	3HR	4HR	5HR	8HR	10HR	20HR
1.60V	424	325	195	118	71.7	53.0	43.3	36.7	24.8	21.3	10.9
1.65V	422	323	194	117	71.1	52.7	43.0	36.5	24.7	21.1	10.9
1.70V	410	314	189	115	70.0	51.8	42.4	36.0	24.4	20.9	10.8
1.75V	394	304	184	111	68.4	50.8	41.6	35.3	24.0	20.5	10.6
1.80V	372	288	175	107	66.3	49.3	40.4	34.5	23.4	20.1	10.4
1.85V	341	267	164	101	63.4	47.4	38.9	33.2	22.7	19.5	10.2

(Note) The above characteristics data are average values obtained within three charge/discharge cycle not the minimum values.

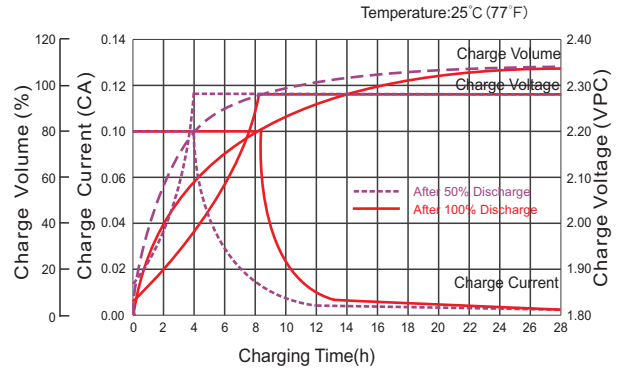
RA6-100(6V100Ah)



Discharge Characteristics Curve



Charge Characteristic Curve For Standby Use



Cycle Life In Relation To Depth Of Discharge



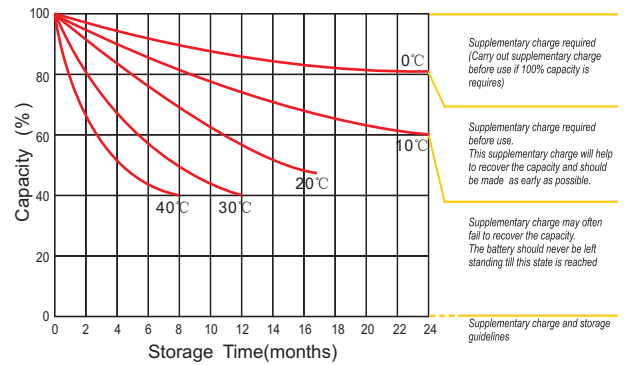
Relationship Between Charging Voltage And Temperature



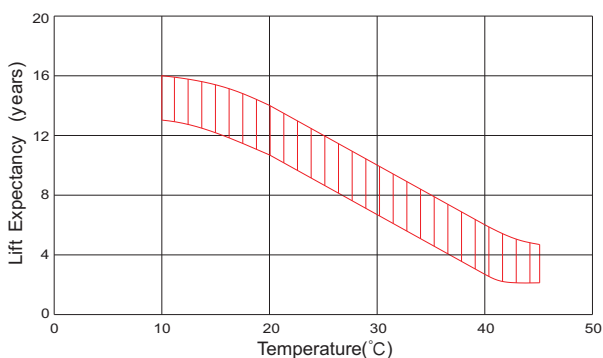
Temperature Effects On Capacity



Storage Characteristics



Effect Of Temperature On Long Term Life



Life Characteristics Of Standby Use



(Note) All above information shall be changed without prior notice, Ritar reserves the right to explain and update the latest information.