



RT1265(12V6.5Ah)

Specification

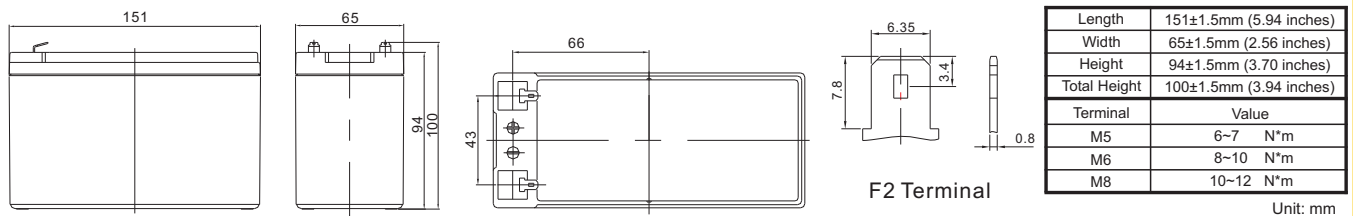
Cells Per Unit	6
Voltage Per Unit	12
Nominal Capacity	6.5Ah@20hour-rate to 1.75V per cell @25°C
Weight	Approx. 1.90 Kg (Tolerance ±4.0%)
Internal Resistance	Approx. 32 mΩ
Terminal	F1/F2
Max. Discharge Current	65A (5 sec)
Short Circuit Current	325A
Design Life	6~8 years (Float charging)
Recommended Maximum Charging Current	1.95 A
Reference Capacity	C3 5.04AH C5 5.70AH C10 6.11AH C20 6.54AH
Standby Use Voltage	13.7 V~13.9 V @ 25°C Temperature Compensation: -3mV/°C/Cell
Cycle Use Voltage	14.6 V~14.8 V @ 25°C Temperature Compensation: -4mV/°C/Cell
Operating Temperature Range	Discharge: -20°C~60°C Charge: 0°C~50°C Storage: -20°C~60°C
Normal Operating Temperature Range	25°C±5°C
Self Discharge	RITAR Valve Regulated Lead Acid (VRLA) batteries can be stored for up to 6 months at 25°C and then recharging is recommended. Monthly Self-discharge ratio is less than 3% at 25°C. Please charge batteries before using.
Container Material	A.B.S. UL94-HB, UL94-V0 Optional.



RT series is a general purpose battery with 6~8 years design life in float service. It meets with IEC, JIS, BS and YDT standards. With advanced AGM valve regulated technology and high purity raw material, the RT series battery maintains high consistency for better performance and reliable standby service life. It is suitable for UPS/EPS, Telecom, power grid, medical equipment, emergency light and security system applications.



Dimensions



Constant Current Discharge Characteristics : A (25°C)

F.V/Time	5MIN	10MIN	15MIN	30MIN	1HR	2HR	3HR	4HR	5HR	8HR	10HR	20HR
1.60V	25.77	16.81	12.40	7.176	4.146	2.446	1.778	1.416	1.195	0.799	0.651	0.338
1.65V	24.84	16.31	12.07	7.018	4.069	2.410	1.755	1.398	1.182	0.791	0.644	0.336
1.70V	23.63	15.65	11.65	6.810	3.968	2.363	1.723	1.375	1.163	0.780	0.636	0.332
1.75V	22.07	14.80	11.09	6.537	3.834	2.300	1.681	1.344	1.139	0.766	0.625	0.327
1.80V	20.11	13.71	10.38	6.184	3.659	2.217	1.626	1.303	1.106	0.747	0.611	0.321
1.85V	17.70	12.355	9.473	5.732	3.434	2.109	1.555	1.249	1.064	0.722	0.591	0.312

Constant Power Discharge Characteristics : WPC (25°C)

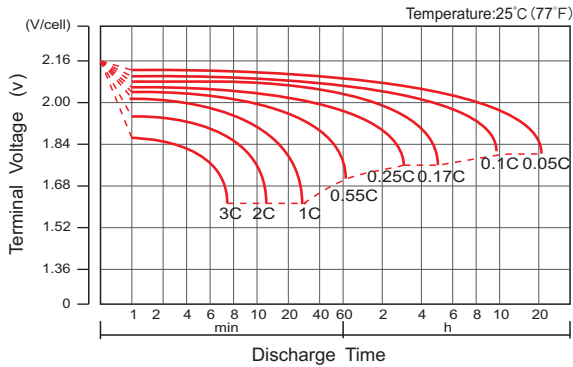
F.V/Time	5MIN	10MIN	15MIN	30MIN	1HR	2HR	3HR	4HR	5HR	8HR	10HR	20HR
1.60V	44.36	29.00	22.00	13.23	7.87	4.71	3.45	2.76	2.34	1.58	1.30	0.68
1.65V	43.89	28.88	21.88	13.13	7.80	4.67	3.42	2.74	2.32	1.57	1.29	0.67
1.70V	42.22	28.03	21.29	12.81	7.64	4.59	3.37	2.70	2.29	1.55	1.27	0.67
1.75V	40.15	26.98	20.56	12.43	7.42	4.49	3.30	2.65	2.25	1.53	1.25	0.66
1.80V	37.22	25.44	19.51	11.87	7.11	4.35	3.21	2.58	2.20	1.49	1.22	0.64
1.85V	33.33	23.32	18.07	11.12	6.72	4.16	3.08	2.48	2.12	1.45	1.19	0.63

(Note) The above characteristics data are average values obtained within three charge/discharge cycle not the minimum values.

RT1265(12V6.5Ah)



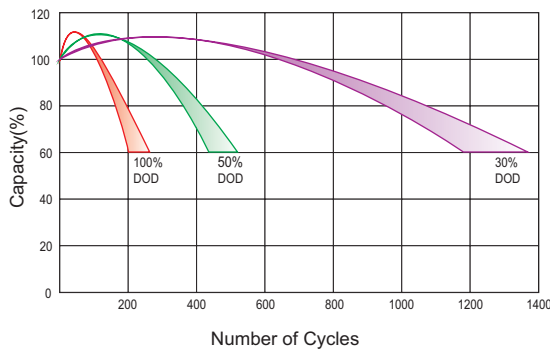
Discharge Characteristics Curve



Charge Characteristic Curve For Standby Use



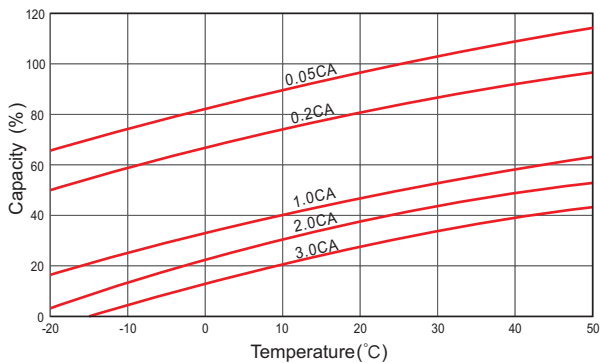
Cycle Life In Relation To Depth Of Discharge



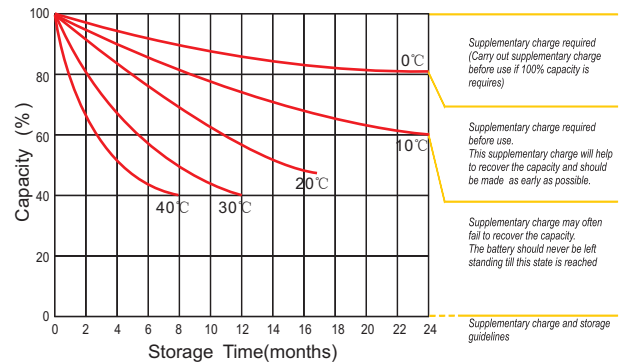
Relationship Between Charging Voltage And Temperature



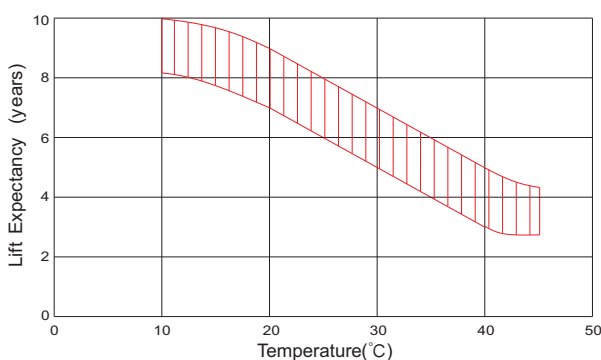
Temperature Effects On Capacity



Storage Characteristics



Effect Of Temperature On Long Term Life



Life Characteristics Of Standby Use



(Note) All above information shall be changed without prior notice, Ritar reserves the right to explain and update the latest information.